

YEAR 7

From 17th January 2022

Subject

Lesson and Resources

Notes / Extension Task

CORE SUBJECTS

**English
(Treasure Island
Revision and
Creative Writing
Revision)**

Lesson 5:

[Treasure Island Revision](#)
[Long John Silver Table](#)

Lesson 6:

[Treasure Island Revision L6](#)
[Treasure Island Model Response](#)

Lesson 1:

[Creative Writing L1](#)

Lesson 2:

[Creative Writing L2](#)

Lesson 3:

[Creative Writing L3](#)

Lesson 4:

[Creative Writing L4](#)

Lesson 5:

[Creative Writing L5](#)

Oak Academy Grammar lesson:

Past simple verbs and capital letters.

<https://classroom.thenational.academy/lessons/past-simple-verbs-and-capital-letters-6xk30e>

Notes:

For each lesson work through the PowerPoint.

The exam extracts can be found here:

[Treasure Island Exam Extracts](#)

Extension task:

Your Mid-year Exams are on 26/01/22 and 28/01/22, use this time to revise. Revision materials can be found here:

[Exam revision materials](#)

Notes:

For each lesson work through the PowerPoint.

The exam extracts can be found here:

[Creative Writing Exam Extracts](#)


Extension task:

Your Mid-year Exams are on 26/01/22 and 28/01/22, use this time to revise. Revision materials can be found here:



[Exam Revision Materials](#)

Maths	<p><u>Lesson 1</u> Area of rectangles, parallelograms, and triangles Sparx Tasks: M900, M390, M291</p>	<p><u>Sparx - How to Use</u> Aim to complete each Sparx task listed on all the available levels.</p> <p>Extension Task: Change the curriculum from KS3 to GCSE and search for the following tasks: U424, U945, U993</p>
	<p><u>Lesson 2</u> Area of compound shapes Sparx Tasks: M269, M996</p>	<p><u>Sparx - How to Use</u> Aim to complete each Sparx task listed on all the available levels.</p> <p>Extension Task: Change the curriculum from KS3 to GCSE and search for the following tasks: U226, U343</p>
	<p><u>Lesson 3</u> Place Value Sparx Tasks: M763, M704, M522</p> <p>Number Sense Sparx Tasks: M527, M135</p>	<p><u>Sparx - How to Use</u> Your Mid-Year Maths Assessment is on the 27th January. Use this lesson to revise for the assessment. The topics covered are listed on the left, along with the relevant Sparx Independent Study tasks. See the Sparx How to Use guide for help finding the Independent Study tasks.</p> <p>You should focus on the topics you are least confident on. For example, if you are confident with place value but struggle with number sense then during this lesson you may choose to only revise using the number sense tasks. If you are unsure, then try to complete a mix from the different topics.</p> <p>Aim to complete each Sparx task listed on all the available levels.</p> <p>Extension task: <u>Mid-year Revision Guide</u></p>

Science	Lesson 1 Year 7 PE Mid-Topic Energy review (T1) https://classroom.thenational.academy/lessons/mid-topic-review-cmr36d	
	Lesson 2 Year 7PE End of Topic review (T1) https://classroom.thenational.academy/lessons/end-of-topic-review-c8w38c	
	Lesson 3 7PE Seneca 'Independent Review' (T1) https://app.senecalearning.com/classroom/course/419c7523-d408-4bc7-9b96-f7f12abdacae	On the Seneca task for lesson three, once on here (use link), use the appropriate 'independent task', for 7PE -Energy select age>KS 3>subject>bio, chem or phys>energy>start learning
	Lesson 1 Particles (T2) https://classroom.thenational.academy/lessons/review-1-6rvkar	For each lesson open the link and follow the video, pause the video as and when needed.
	Lesson 2 Particles https://classroom.thenational.academy/lessons/review-2-74v68r and https://classroom.thenational.academy/lessons/case-study-of-masataka-taketsuru-c8vkgd	Please complete the exit quiz Extension task: Self-directed Seneca revision Particles

YEAR 7		From 17 th January 2022
Lesson and Resources		Notes / Extension Task
FOUNDATION SUBJECTS		
Drama	 KS3 Drama at Home Programme.docx	<p>Please select and complete one of the 6 task from the grid by following the links provided.</p> <p>Extension Task: Complete another task from the grid</p>
French	<p>Here is a link to the folder containing the PowerPoints we will be using in class this term. We have removed some activities, which would require a teacher (e.g. listen and repeat).</p> <p>Lesson 1 Powerpoint</p> <hr/> <p>Lesson 2 Powerpoint</p> <hr/> <p>Lesson 3 Powerpoint</p>	<p>Notes:</p> <ol style="list-style-type: none"> 1. When you open the folder containing the lesson, you will see a PowerPoint and a word document. Complete the lesson activities on the PowerPoint, as you would in class. 2. We have removed some activities, which would require a teacher (e.g. listen and repeat), so if you still have time, click on the fluency booklet word document and complete all activities. <p>Homework / Extension tasks:</p> <ol style="list-style-type: none"> 1. Quizlet. Join your Year 7 French group here: 7P/FR1 (Mrs Routley) - https://quizlet.com/join/77s86KcaX 7P/FR2 (Mr Thorpe) - https://quizlet.com/join/SnHRd62EC 7S/FR1 (Mrs Routley) - https://quizlet.com/join/srZqPmXwx 7S/FR2 (Mrs Tapp) - https://quizlet.com/join/x6ggYeEGb 7P/FR3 (Mrs Tapp) - https://quizlet.com/join/4zEgsNJXQ

		<p>2. Active Learn. Go to https://www.pearsonactivelearn.com/app/Home Your username is your Regis School email. Your password is Tr5Reset22 Complete set tasks.</p>
Geography	<p>Title: How can bottom up development projects promote development? Link: https://classroom.thenational.academy/lessons/how-can-bottom-up-projects-promote-development-c4tkct Resource:</p> <p>Title: How can top-down development projects promote development? Link: https://classroom.thenational.academy/lessons/how-can-top-down-projects-promote-development-chk62t Resource:</p> <p>Title: What is the Human Development Index? Link: https://classroom.thenational.academy/lessons/what-is-the-human-development-index-60rkje Worksheets for these lessons found here: https://tinyurl.com/2p8wazeh</p>	<p>If you have completed these resources, you can log on to Arbor where your teacher has set you revision for your upcoming mid-year assessment. Use the attached files and links to revise the content you have learnt since September.</p> <p>Alternatively you can access these Oak National lessons to help you revise: https://classroom.thenational.academy/units/map-skills-78f1</p>
History	<p>Lesson 1 https://classroom.thenational.academy/lessons/the-rise-of-islam-6rrkcr</p> <p>Lesson 2 https://classroom.thenational.academy/lessons/baghdad-and-the-silk-road-cgwkgr</p>	<p>Notes: For each lesson open the link and follow the video, pause the video as and when needed and answer the comprehension questions.</p>

	Lesson 3 https://classroom.thenational.academy/lessons/the-islamic-golden-age-68vk2e	
Music	https://classroom.thenational.academy/lessons/performing-pulse-and-rhythms-in-a-structure-6rup6r  <p>Why are pulse and rhythm so important?</p> <p>In this lesson, we will introduce rhythm notation, including crotchets, quavers and their equivalent rests. We will explore how to perform and build rhythms before performing and composing your own rhythm grids.</p> <p>classroom.thenational.academy</p>	
Physical Education	 Stay at Home Sport Booklet.docx	Please open the link to the PE home learning booklet found opposite. It is full of great activities that you can complete from home, linked to a wide range of sports.
Religious Studies	Lesson 1 Synagogues https://classroom.thenational.academy/lessons/the-synagogue-6mtpcd	<p>Notes:</p> <ol style="list-style-type: none"> 1. Open the link and complete the lesson, pause the video as and when needed. 2. Read the information on the link below and create a revision page about the synagogue: https://www.bbc.co.uk/bitesize/guides/zbm8jty/revision/1 <p>Extension task: Open the link and complete the lesson, pause the video as and when needed: https://classroom.thenational.academy/lessons/chosen-people-crw3ad</p>
	Lesson 2 Shabbat and Festivals https://classroom.thenational.academy/lessons/shabbat-68w3jt	<p>Notes:</p> <ol style="list-style-type: none"> 1. Open the link and complete the lesson, pause the video as and when needed. 2. Read the information on the link below and create a revision page about Shabbat: https://www.bbc.co.uk/bitesize/guides/zbm8jty/revision/3 <p>Extension task: Open the link and complete the lesson, pause the video as and when needed:</p>

		https://classroom.thenational.academy/lessons/moses-and-the-exodus-6mu6at
Spanish	<p>Here is a link to the folder containing the PowerPoints we will be using in class this term. We have removed some activities, which would require a teacher (e.g. listen and repeat).</p> <p>Lesson 1 PowerPoint</p>	<p>Notes:</p> <ol style="list-style-type: none"> 1. When you open the folder containing the lesson, you will see a PowerPoint and a word document. Complete the lesson activities on the PowerPoint, as you would in class. 2. We have removed some activities, which would require a teacher (e.g. listen and repeat), so if you still have time, click on the fluency booklet word document and complete all activities. <p>Homework / Extension tasks:</p> <ol style="list-style-type: none"> 1. Quizlet. Join your Year 7 Spanish group here: 7Q/SH1 (Mrs Routley) – https://quizlet.com/join/mPCJzXYKY 7Q/SH2 (Mrs Tapp) – https://quizlet.com/join/W6ugyrHZs 7R/SH1 (Mrs Routley) – https://quizlet.com/join/xG8BNEuuC 7R/SH2 (Mrs Tapp) – https://quizlet.com/join/JCx6yu25Q 7R/SH3 (Mr Thorpe) – https://quizlet.com/join/xza3Sh7VW 2. Active Learn. Go to https://www.pearsonactivelearn.com/app/Home Your username is your Regis School email. Your password is Tr5Reset22 Complete set tasks.
	<p>Lesson 2 PowerPoint</p>	
	<p>Lesson 3 PowerPoint</p>	

